




Lindsay Porter



One of the UK's leading motoring and caravanning technical writers, Lindsay Porter started caravanning with his wife Shan some 30 years ago. He has written and published caravan, trailer and motorhome manuals.

Reshape a fixed bed mattress

We wanted to reshape the mattress on our fixed bed and, in my view, there was only one place to go

THE JOB

Tockfield, the Kings and Queens of caravan trim and foam, based in Derbyshire, stripped and rebuilt my caravan's bed mattress while I waited and watched them do it! If you're looking to get your cushions refilled Tockfield can do it for you in two hours. Now that's what I call service!

WHY DO THIS JOB?

This all started when Shan, my wife, noticed a superfluous overhang on our

fixed-bed mattress. By removing 75mm, this would significantly increase the dressing space. And this was also an unmissable opportunity to fit Tockfield's wonderfully comfortable bed foam, too.

HOW MUCH WILL IT COST?

A cushion of this size costs in the region of £375 to refill, at a discounted rate for Caravan Club members. You can obtain a precise quotation automatically using Tockfield's clever online calculator.

RESHAPE AND TRANSFORM



1 Tockfield's Lee started by unzipping the cover from the old foam. The foam itself wasn't showing signs of wear but, oh boy, was it to prove inferior to Tockfield's superb, new foam!



2 The underlining had to be detached from the main cover - although only part of the way round in this case - by unpicking and cutting through each of the threads.




3 After Lee had trimmed the underlining to the line I had made back home, workshop foreman Kevin helped out with transferring the markings to the main cover.



6 Next, Tockfields used its extensive workshop to carry out two jobs on my cushion simultaneously. Pam sewed the fabric cushion panels back together in their new shape...



7 ...while Lee used our old piece of foam to mark out a section of Tockfield's (admittedly expensive, but vastly superior) cushion foam, to suit the new mattress dimensions.



8 Large sheets of foam are cut with a massive bandsaw but small cuts can be made with this jigsaw-like device. Two blades slice through foam but won't damage skin!




Refilling your mattress will improve comfort



4 The cover top, having been unpicked from the side panel, was cut out to match the underlining. You can see how much superfluous overhang we were able to save.



5 That piece of underlining was used to mark out and cut the original piece of foam to the right shape. It wouldn't be slept on again but it made a perfect template.



9 Lee sprayed adhesive, drawing the fumes away with a powerful extractor fan, then glued down a thin layer of Dakron wadding to provide that luxurious feeling to the top of the mattress.



10 Finally the two pieces of new Tockfield foam were inserted into the reshaped cover. It was important to ease the foam into position, pulling the cover evenly to avoid creases.

Lindsay says...

If you are not able to visit Tockfield yourself, all you need to do is remove the covers and send them by post for them to be refilled. This is easy for zip-up cushions but how do you remove the covers from cushions without zips? It's still easy! Just follow the four simple steps shown on Tockfield's website, foam.co.uk.

Tockfield says, 'We guarantee that your new Tockfield foam filling will provide consistent comfort for at least seven years. However, the actual life expectancy of our products is 12 to 20 years. If your underlining has split or worn, we will replace it free on cushions being refilled.'

Useful contact

Tockfield Ltd.
Pit Lane, Shirland, nr Alfreton,
Derbyshire DE55 6AT
T 01773 834968
W foam.co.uk